

PLEASE CHECK WWW.MOLEX.COM FOR LATEST PART INFORMATION

Part Number: [0022503275](#)
Status: **Active**
Overview: [kk](#)
Description: 2.54mm (.100") KK® IDT Double Cantilever Contact, 27 Circuits, Tin (Sn), Feed-Through, Friction Ramp and Polarizing Rib, Green ID Strip

Documents:

[3D Model](#) [Product Specification PSX-7690S \(PDF\)](#)
[Drawing \(PDF\)](#) [RoHS Certificate of Compliance \(PDF\)](#)

Agency Certification

CSA LR19980

General

Product Family IDT and Solder Connectors
 Series [7720](#)
 Comments Version H
 Crimp Quality Equipment Yes
 Overview [kk](#)
 Product Name KK®

Physical

Circuits (Loaded) 27
 Circuits (maximum) 27
 Color - Resin Natural
 Durability (mating cycles max) 5
 Flammability 94V-2
 Gender Female
 Glow-Wire Compliant No
 Lock to Mating Part None
 Material - Metal Brass
 Material - Plating Mating Tin
 Material - Plating Termination Tin
 Material - Resin Nylon
 Number of Rows 1
 Packaging Type Bag
 Pitch - Mating Interface (in) 0.100 In
 Pitch - Mating Interface (mm) 2.54 mm
 Pitch - Term. Interface (in) 0.100 In
 Pitch - Term. Interface (mm) 2.54 mm
 Polarized to Mating Part Yes
 Stackable No
 Temperature Range - Operating 0°C to +75°C
 Termination Interface: Style IDT or Pierce
 Wire Size AWG 24 Stranded, 26 Solid, 26 Stranded Topcoat

Electrical

Current - Maximum per Contact 4A
 Voltage - Maximum 250V

Material Info

Old Part Number 7720SC27H

Reference - Drawing Numbers

Packaging Specification PK-7720-100
 Product Specification PSX-7690S
 Sales Drawing SDA-7720S-*N*



image - Reference only

EU RoHS

ELV and RoHS Compliant
REACH SVHC Not Reviewed
Halogen-Free Status Not Reviewed

China RoHS



Need more information on product environmental compliance?

Email productcompliance@molex.com
 For a multiple part number RoHS Certificate of Compliance, [click here](#)

Please visit the [Contact Us](#) section for any non-product compliance questions.

Search Parts in this Series

[7720Series](#)

Application Tooling | [FAQ](#)

Tooling specifications and manuals are found by selecting the products below. Crimp Height Specifications are then contained in the Application Tooling Specification document.

Global

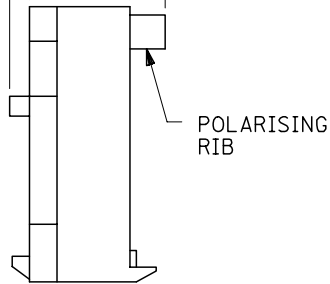
Description	Product #
Insertion Tool for	0638133504
2.54mm (.100") Pitch	
KK® IDT Crimp	
Terminals	
IDT - Semi-automatic	0011200412
- Bench-Top	
Terminator	

This document was generated on 05/18/2010

PLEASE CHECK WWW.MOLEX.COM FOR LATEST PART INFORMATION



(1.02)
 .040 (5.08) (1.78)
 .200 .070



NO OF CCTS	DIMn. A	DIMn. C
2	(2.54) / .100	(7.59) / .299
3	(5.08) / .200	(10.13) / .399
4	(7.62) / .300	(12.67) / .499
5	(10.16) / .400	(15.21) / .599
6	(12.70) / .500	(17.75) / .699
7	(15.24) / .600	(20.29) / .799
8	(17.78) / .700	(22.83) / .899
9	(20.32) / .800	(25.37) / .999
10	(22.86) / .900	(27.91) / 1.099
11	(25.40) / 1.000	(30.45) / 1.199
12	(27.94) / 1.100	(32.99) / 1.299
13	(30.48) / 1.200	(35.53) / 1.399
14	(33.02) / 1.300	(38.07) / 1.499
15	(35.56) / 1.400	(40.61) / 1.599
16	(38.10) / 1.500	(43.15) / 1.699
17	(40.64) / 1.600	(45.69) / 1.799
18	(43.18) / 1.700	(48.23) / 1.899
19	(45.72) / 1.800	(50.77) / 1.999
20	(48.26) / 1.900	(53.31) / 2.099
21	(50.80) / 2.000	(55.85) / 2.199
22	(53.34) / 2.100	(58.39) / 2.299
23	(55.88) / 2.200	(60.93) / 2.399
24	(58.42) / 2.300	(63.47) / 2.499
25	(60.96) / 2.400	(66.01) / 2.599
26	(63.50) / 2.500	(68.55) / 2.699
27	(66.04) / 2.600	(71.09) / 2.799
28	(68.58) / 2.700	(73.63) / 2.899

A-7720S-*N*-*

BASE No. VOID LOC'n.

 TERMINAL DESIGNATION

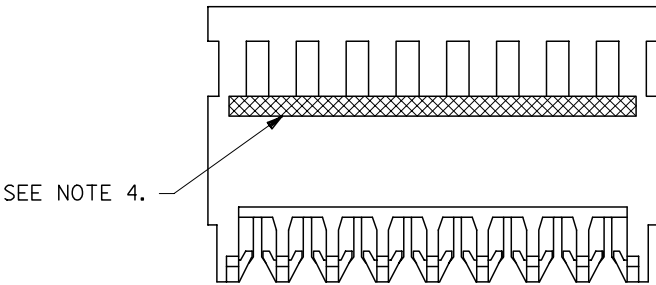
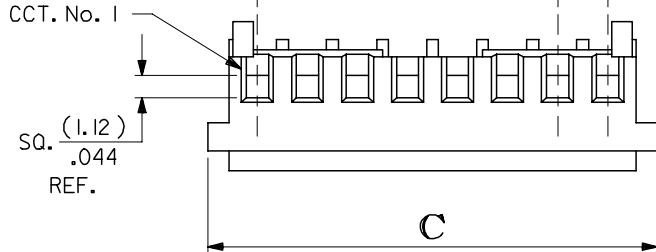
 No. OF CCTS.

HOUSING CONFIGURATION

- WITHOUT BACKWALL
- A. HSG, NO RAMP, NO POL. RIBS
 - B. WITH RAMP
 - C. WITH RAMP AND POL. RIB
- WITH BACKWALL
- D. HSG, NO RAMP, NO POL. RIB
 - E. WITH RAMP
 - F. WITH RAMP AND POL. RIB

NOTES:

- MATERIAL: NYLON 6/6, 94V-2, NATURAL.
- THIS ASSY. IS FOR USE WITH (0.64) / .025 SQ. OR RD. PINS. INSERTION DEPTH (6.10-7.87) / .240-.310
- THIS ASSY. WILL ACCOMMODATE (1.42) / .056 MAX. INSULATION DIA.
- COLOURED STRIPE ON FULL LENGTH OF RIB DENOTES WIRE GAUGE (SEE CHART).
- VOIDS ARE AVAILABLE WITH PIN WINDOWS MOULDED CLOSED.
- ALL TERMINALS HAVE CAT-EARS CONFIGURATION EXCEPT WHEN GOLD PLATED.
- FOR STANDARD PARTS SEE SHEETS 2&3.
- FOR NON STANDARD PLATING OPTIONS SEE SHEET 4.



REVISION UPDATE EC NO: E2007-0125 DRWN: WASZKI, EMI CZ 2006/10/10 CHKD: D. MORIARTY 2006/10/11 APPR: DENNEHY 2006/10/11	QUALITY SYMBOLS	GENERAL TOLERANCES (UNLESS SPECIFIED)		DIMENSION STYLE MM/IN		SCALE 4:1	DESIGN UNITS METRIC	THIRD ANGLE PROJECTION
	▽=0 ▽=0	mm	INCH	DRAWN BY GCH	DATE	TITLE HOUSING I.D. CONNECTOR (2.54) / .100 CENTRES NON\$		
		4 PLACES ± --- ± ---	3 PLACES ± --- ± .005	CHECKED BY D. MORIARTY	DATE	MOLEX MOLEX INCORPORATED		
		2 PLACES ± 0.13 ± .010	1 PLACE ± 0.25 ± ---	APPROVED BY J. DENNEHY	DATE	DOCUMENT NO. SDA-7720S-*N* SHEET NO. 1 OF 4		
		ANGULAR ± 2 °		MATERIAL NO.		DRAFT WHERE APPLICABLE MUST REMAIN WITHIN DIMENSIONS		
				SIZE A3		THIS DRAWING CONTAINS INFORMATION THAT IS PROPRIETARY TO MOLEX INCORPORATED AND SHOULD NOT BE USED WITHOUT WRITTEN PERMISSION		

PART NO.	ENG. NO.	CCTS.	TERMINAL	I.D. STRIPE	PLTG.
22-50-3025	A-7720S-C 2H	2	40125-H(P918)	GREEN	HOT TIN DIP (1-3µM)/000040-000120
↑ 3035	↑ C 3H	3	↑	↑	
3045	C 4H	4			
3055	C 5H	5			
3065	C 6H	6			
3075	C 7H	7			
3085	C 8H	8			
3095	C 9H	9			
3105	C 10H	10			
3115	C 11H	11			
3125	C 12H	12			
3135	C 13H	13			
3145	C 14H	14			
3155	C 15H	15			
3165	C 16H	16			
3175	C 17H	17			
3185	C 18H	18			
3195	C 19H	19			
3205	C 20H	20			
3215	C 21H	21			
3225	C 22H	22			
3235	C 23H	23			
3245	C 24H	24			
3255	C 25H	25			
3265	C 26H	26			
↓ 3275	↓ C 27H	27	↓	↓	
22-50-3285	A-7720S-C28H	28	40125-H(P918)	GREEN	

NOTE:
1. 18 - 28 CIRCUITS ARE NON-STANDARD.

CORRECT PLATING EC NO: E2007-0125 DRWN: WASZKI EMI (CZ 2006/10/10) CHK'D: MORIARTY 2006/10/11 APPR: DENNEHY 2006/10/11	QUALITY SYMBOLS	GENERAL TOLERANCES (UNLESS SPECIFIED)	DIMENSION STYLE MM ONLY	SCALE ---	DESIGN UNITS METRIC	THIRD ANGLE PROJECTION	
	▽=0 ▽=0	4 PLACES ±--- 3 PLACES ±--- 2 PLACES ±--- 1 PLACE ±--- ANGULAR ±---°	mm INCH ±--- ±--- ±--- ±--- ±--- ±--- ±--- ±---	DRAWN BY MCC CHECKED BY D. MORIARTY APPROVED BY J. DENNEHY	DATE	TITLE	INSULATION DISPLACEMENT CONNECTOR (2.54)/.100 CENTRES
	DRAFT WHERE APPLICABLE MUST REMAIN WITHIN DIMENSIONS	SEE CHART	MATERIAL NO. DOCUMENT NO.	DATE	DATE	MOLEX INCORPORATED	SHEET NO. 2 OF 4
	THIS DRAWING CONTAINS INFORMATION THAT IS PROPRIETARY TO MOLEX INCORPORATED AND SHOULD NOT BE USED WITHOUT WRITTEN PERMISSION	SDA-7720S-*N*					